

SOUTHERN ILLINOIS EQUESTRIAN SCHOOL LEAGUE, INC

MADISON COUNTY, ILLINOIS

RULES, POLICIES AND PROCEDURES

2015- 2016

All classes at the SIESL shows will be run under the US Equestrian Federation rules and specifications as modified for equestrian competition. If the rules of the SIESL do not apply to a given situation, then the rules of the USEF shall govern. The SIESL Western Division will be ruled by USEF Rule XXXIX. Dressage will be ruled by the USEF Dressage Division Rule Book.

RULE I MEMBERSHIP

- SECTION A: Any school interested in participating in the SIESL activities and willing to subscribe to the By-Laws and Rules is eligible for membership. A school team can be made up of only one rider. **A school must complete the School Membership Form assigning a contact representative.**
- SECTION B: At the discretion of the school, the school representative may be a parent or a designated representative.
- SECTION C: An eligible student must apply for membership on the official SIESL Membership form, signed by that individual and their parent or guardian. The school is not required to sign the rider membership form. Said application must be filed with the SIESL before the student can compete. Membership fees are non- refundable.
- SECTION D: The membership form must be accompanied by the SIESL Eligibility form, submitted by the trainer, stating which division that individual is eligible to compete in and must be submitted to the SIESL prior to their first show. New members are welcome anytime throughout the show season.
- SECTION E: New applicants must provide records of their prior show participation from breed, club and USEF sanctioned shows along with the membership application in order to be considered. Results from the organization internet sites are acceptable.
- SECTION F: Any falsification of the membership and eligibility forms may be cause for immediate expulsion of the individual, school and coach from the SIESL and/or \$150.00 penalty. Trainers will also receive disciplinary notices.

RULE II REGISTRATION AND FEES

- SECTION A: All forms must be downloaded from the web site.
- SECTION B: Each competitor (horse/rider) should pre-enter. A pre-entry deposit payable to the SIESL by the deadline indicated on the show entry form must be included. Pre-entries may also be accompanied by an open check or credit card for each day. Otherwise, checks must be sent in with a deposit of \$50 PLUS the cost of stall/shavings if ordered, or a late fee of \$50 will be charged per show. A separate deposit is required for each show day. **Please DO NOT put both days shows fees, when two shows are scheduled, i.e. Saturday Show and a Sunday Show, on one check, Separate shows, separate checks.**
- SECTION C: Dressage riders will be placed in order of go by the Dressage show secretary. For special ride time requests there will be a \$25 fee per show.
- SECTION D: To avoid a mandatory late fee of \$50 per show day, all members should pre-register to each show prior to the closing date as indicated on the entry form.
- SECTION E: **Schooling Rules:** Schooling will be permitted in designated areas only. The word schooling includes but is not limited to riding, lunging, leading, and exercising. In accordance with Illinois State Law, poling and/or the use of offsets will not be permitted. Violations of schooling regulations may be considered cause for fines and/or elimination. Official schooling on Friday shall be from 10am to 5pm, and 45 minutes before the start of the show on Saturday and Sunday. Riding outside of these time constraints is done so at the risk of the rider and trainer.
Western Trail warm-ups, if not purchased on the entry form, may be purchased the day of the show for \$25 each.
- SECTION F: The SIESL will allow post show entries but they must pay a \$50 late fee per show day and be placed at the top of the posted order. Post entries are any entries after the advertised closing date. No class entries will be accepted after the class has started. An RDNE is a class ridden in and not previously entered will incur a penalty of double the class fee.
- SECTION G: Checks returned by the bank or credit cards declined for any reason are regarded as a serious offense. Returned checks will be assessed a \$65 fine and must be paid in full; in cash, cashiers check, certified check or money order within 5 days of notice to the competitor/trainer by the SIESL that the check has been returned. A declined credit card will be assessed a \$50 fine even if another credit card is used later to settle the bill. Failure to comply may result in the SIESL forwarding the information to the competitor's school for further disciplinary action.
- SECTION H: No refunds will be given on the day of the show for scratched classes.
- SECTION I: Show scratches will be charged a fee of \$50. Stall/shaving fees will not be refunded. Any monies left over that amount will be forwarded to the next

show. If no entry fees were prepaid, a \$50 penalty will be assessed against the next shows fees

SECTION J: If there is a credit balance at the end of the SIESL season (last show) members have 5 days to submit a written request for a refund. Any requests submitted more than 5 days after the last show will not be considered.

RULE III PROTESTS

SECTION A: Protests may be made to the Show Committee by a rider, handler, agent, trainer, exhibitor, or parent of a junior exhibitor for any violation of the SIESL Rules. **It must be:**

- In writing, (no telephone calls) and signed by the protestor.
- Addressed to the Secretary of the SIESL, stating at which the alleged violation occurred, citing the said violation, and mailed to: SIESL/Lesa Teepe, 4885 Rocky Branch Rd, Bethalto, IL.
- Accompanied by a check of \$100 (payable to the SIESL), and
- Received within 48 hours following the show competition or 3 weeks before the next show.

The Board will review the evidence and respond in writing with their decision within 10 days of receipt of the complaint. **There will be no verbal or anonymous protests accepted.**

RULE IV DIVISIONS

SECTION A: HUNTER, JUMPER, WESTERN, GYMKHANA & DRESSAGE DIVISIONS:

HUNTER DIVISIONS

Novice Hunters: Fences will be set at 2' with no oxers. A beginning division open to riders who have **not competed at the 2'3" level** at any time prior to the 2015-2016 SIESL season start in SIESL, USEF. (3 or more riders must be entered in each class for points to count.)

Freshman Hunters: Fences will be set a 2'3". Competitors cannot be in this division if they have competed at the 2'9" level at any time prior to the 2015-2016 SIESL season start in SIESL, USEF, fences will be set 2'6". (3 or more riders must be entered in each class for points to count)

Junior Varsity Hunters: Fences will be set at 2'9". Competitors cannot be in this division if they have competed at the 3'3" level at any time prior to the 2015-2016 SIESL season start in SIESL, USEF, fences will be set at 3'. (3 or more riders must be entered in each class for points to count)

Varsity Hunters: Open to riders who are competent to show over Hunter and Equitation courses with fences at 3'3". Medal fences will be set at 3'3" to 3'6". (3 or more riders must be entered in each class for points to count)

Riders can enter a maximum of 5 classes only in their division per show.

JUMPER DIVISION

Junior Varsity Jumper fences will be set at 3' – .90m with spreads not to exceed the height of the fence. Competitor cannot have competed at 3'6". If rider changes to hunters during show season must compete in Varsity Hunters.

Varsity Jumper fences will be set at 3'3" - 1.0m with spreads not to exceed the height of the fence.

There will be 4 classes offered. Classes will run under Table II, Sec. 2 (a) (jump off after all entries have jumped the first round), Table II, Sec.2 (b) (Timed first jump-off), Table IV Sec.1 (Optimum Time) Table II, Sec.1 (Timed first round). In the Optimum Time class, the winner will be the horse with the fewest faults, including time penalties for exceeding the Time Allowed as indicated by the course designer in the posted course; ties will be broken by determining which horse's time on the course was closest to the Optimum Time, which is defined as four seconds less than the Time Allowed for the course. The Time Allowed on the course shall be determined by measurement and the rate of 382 yards per minute. For all classes, the course designer shall post time and yardage prior to the commencement of classes. It is the rider's responsibility to know the tables in this division.

WESTERN DIVISION

Western Walk/Jog: Open to riders who have NOT shown at the lope at any recognized show in SIESL, USEF, AQHA, and AHA. **Points will not be included in the Western Overall High Point Individual Award.** (3 or more riders must be entered in each class for classes to proceed and receive any points)

Western Novice: Open to riders who have not won more than 3 blue ribbons at a recognized show in SIESL, USEF, AQHA, and AHA. Pleasure and Trail classes are horse/rider combination. (3 or more riders must be entered in each class for points to count)

Western Limit: Pleasure and Trail classes are horse/rider combination. (3 or more riders must be entered in each class for points to count).

Gymkhana: **Poles I, Single Pole, Cowhorse, Speed Barrels and Hurry Scurry** will be offered: The same horse and tack shall be used by the rider throughout all phases of Gymkhana. Classes will be run under Gymkhana rules. NO over and unders or whips allowed. All competitors have 60 seconds to enter the ring

and must stop forward motion (stop/hesitation/back up or circle) before proceeding. A knock down results in a 2 second penalty for each infraction. Off Course results in elimination and receives no points or ribbon.

Western riders can enter a maximum of 5 classes in their division per show not including warm-up class.

DRESSAGE DIVISION

Dressage Equitation: Equitation Dressage Seat, Rider Test Training Level, Rider Test First Level and Rider Test Second Level classes will be offered at each show. They are exploratory classes and not eligible for year-end awards.

Dressage Novice: USDF Introductory Level A, B and C. Open to horse/rider combinations who have not won the SIESL Year-End Champion or Reserve Champion Class in which they intend to compete.

Dressage Freshman: Training Level Test 1-3. Open to horse/rider combinations that have not won the SIESL Year-End Champion or Reserve Champion Class in which they intend to compete.

Dressage Junior Varsity: First Level Test 1-3. Open to horse/rider combinations who have not won the SIESL Year-End Champion or Reserve Champion Class in which they intend to compete.

Dressage Varsity: Second Level Test 1 and Above. Open to horse/rider combinations that are competent to show at the Second Level Test 1 and above.

Dressage riders may enter only 2 classes per show.

SECTION B: Any deviations from the criteria for the above divisions would need prior approval from the SIESL Board and proof of show records from approved associations.

SECTION C: Individual and team points will be counted for one rider, one horse ridden per show.

SECTION D: A rider showing in a class for which he or she is ineligible shall forfeit any points, ribbons and prizes won in such class.

SECTION E: It is the responsibility of the coach/school representative and trainer to accurately enter riders in the proper divisions, according to their individual skill and experience levels and in compliance with the definitions and descriptions of those levels as set forth in the Rules. Discrepancies may require proof from above associations.

SECTION F: Any division entered incorrectly may result in a penalty of \$50.

SECTION G: The top two riders in the Hunter, Jumper and Western Divisions must advance to the next division, excluding Varsity and Western Limit.

SECTION H: A Year-End Champion or Reserve Champion may repeat the same Dressage Division the next year under the following circumstances:

- The show scores for their SIESL Championship were below the required qualified score for the Year-End Championship.
- The horse was laid up from injury the majority of the time between the last SIESL show and the first one of the new season. A Veterinarian's note is required, as well as a letter from the trainer or parent requesting the rider be allowed to campaign the same level as the previous year.

SECTION I: A courtesy fence will not be awarded to any exhibitor who has three refusals and/or falls off. Once a rider falls off, they may not remount in the ring.

RULE V CROSS ENTERING

SECTION A: A given Hunter, Jumper or Western horse or rider may only enter one division at a given show. In an emergency, any rider or horse with a different rider may be allowed to enter a second division with permission from the management and Show Steward. The 5 class maximum will still apply.

SECTION B: Dressage Cross Entering: According to the USEF Dressage Division Rulebook, Article 1919: Participation in Dressage Competition, Number 2: "Horses may enter no more than two consecutive levels at any one competition" The USEF chart lists TR/1st, 1st/2nd, and 2nd/3rd as approved for cross entering. If a horse/rider combination is ready to move up to compete in the next test, it is permissible for them to move up to the next division. It is also possible to compete at two different divisions at one show, i.e. a horse/rider combination may ride for the higher test number of one division and the lowest test of the next division. Exhibitors riding in the Novice division, classes Intro A, B and C, may not cross enter into another division at a show. If an exhibitor moves from Novice to Freshman at any time they may not return to Novice at a later show.

RULE VI COMPETITION OFFICIALS

SECTION A: Present at all competitions shall be:

- Manager
- Judges
- Rules Steward
- Course Designer
- Announcers
- Farrier (On Call)
- Member of the Rules Committee
- Veterinarian (On Call)

SECTION B: A Judge for an SIESL show must be approved by the Board.

SECTION C: Any complaints must be discussed with the Steward first.

RULE VII CONDUCT AND APPAREL

SECTION A: APPAREL - ENGLISH: It is in the tradition of the show ring that riders be correctly attired for the classes in question and horses properly presented according to USEF Rules. Riders in all Hunt Seat classes must wear USEF approved headgear. Horses wearing wraps in the Hunter classes will be disqualified. JUMPERS: Require a collared, sleeved dress or polo shirt for all classes. The show committee may, at its discretion, bar any entry or person from entering the ring if not suitably presented to appear before an audience. WESTERN and DRESSAGE: Attire will follow USEF code found in the USEF Rulebook or their web site. No braiding required. GYMKHANA riders are required to wear an equestrian safety helmet.

SECTION B: It is expected that exhibitors, spectators, trainers and school representatives behave in a manner that reflects the dignity of the sport. Ill mannered conduct will not be tolerated. Show management may expel from the grounds any person whose behavior is deemed dishonest, unethical, unsportsmanlike, or detrimental to the health, safety, or wellbeing of any horse, person, or the League during the progress of the show. USEF Rule 7, Chapter 1, Article 701, page 50 under "General Rules".

SECTION C: NO ALCOHOLIC BEVERAGES ALLOWED ON THE PROPERTY.

SECTION D: NO DOGS ALLOWED ON THE PROPERTY WITHOUT A LEASH. Or there will be a fine of \$200 levied.

SECTION E: According to USEF Rules: No electronic devices are allowed in performance rings, i.e. cell phones, personal barn communicators. Judges will disqualify an exhibitor found to be carrying an electronic device on their person.

SECTION F: Cruelty and marked lameness will constitute class elimination.

SECTION G: No minors (under age 15) are allowed to operate any motorized vehicle i.e. motorcycle, ATV, scooter, golf cart. Minors (under age 16) with a permit AND an adult may operate a vehicle on the show grounds EXCEPT the office personnel.

SECTION H: **IDFA Drug Rule:** The primary goal of SIESL is to support and develop student equestrian athletes, to encourage knowledge of horsemanship and to promote good sportsmanship and team work in a fair and friendly competition. Because of this mission, SIESL strongly supports the Equine Medication Monitoring Program administered by the Illinois Drug and Food Administration. SIESL will follow the rules as prescribed by the Illinois Drug and Food Administration on drug use in all competing horses/ponies at an SIESL horse show. We encourage all SIESL riders, trainers and parents to go to the IDFA website to learn more. (http://www.idfa.il.gov/ahfss/Animal_Health/emmp/) In accordance with IDFA procedure there may be random drug testing administered by IDFA employees at any or all SIESL horse shows. If any horse/pony is found to have a positive result from this testing, the IDFA will contact the owner and trainer of said horse/pony for further investigation. At the conclusion of that investigation SIESL will be notified by the IDFA if the IDFA finds that a violation of the IDFA rules has occurred. If SIESL is notified that a horse/pony has been found by the IDFA to be in violation of the Illinois Medication Rule, the rider of that horse will forfeit all points accumulated at the SIESL horse show where the sample was collected. SIESL will not conduct any independent investigation and will rely exclusively on the findings of the IDFA.

RULE VIII TROPHIES, RIBBONS AND POINTS

SECTION A: POINTS will be counted for Individual, Division and School. No rider shall be considered for Year-End Awards unless they attend a minimum of 2 shows.

SECTION B: Ribbons awarded to 12th place and prizes awarded to 1st place in each class.

SECTION C: Points shall be awarded as follows:

Hunter Division

1 st	16
2 nd	12
3 rd	10
4 th	9
5 th	8
6 th	7
7 th	6
8 th	5
9 th	4
10 th	3
11 th	2
12 th	1

Jumper Division

If less than 8 riders in a division at a show then Hunter Points will be used

1 st	18
2 nd	14
3 rd	12
4 th	11
5 th	10
6 th	9
7 th	8
8 th	7
9 th	6
10 th	5
11 th	4
12 th	3

Dressage/Western Divisions

If more than 8 riders in a division at a show then Hunter Points will be used

1 st	12
2 nd	8
3 rd	6
4 th	5
5 th	4
6 th	3
7 th	2
8 th	1
9 th	.5

SECTION D: SIESL management may split classes with more than 20 riders entered. The top 6 will be brought back from each class and worked to determine the 1 thru 12 places. Medal classes will not be split. Judges must place 12 ribbons.

SECTION E: Only the top two rider's points from a school will count in each class, which will be used to determine Individual School and Overall School points. Individual points will be counted for all riders.

SECTION F: In case of a tie, the Championship will be awarded to the Overall School, Division and Individual with the most first place ribbons over fences.

SECTION G: Show Division High Point Ribbons:

Points are combined from hunters, jumpers and dressage to determine School High Point Champion and Reserve ribbons. Points from Western and Gymkhana will be combined for Western School High Point Champion and Reserve ribbons. The following High Point Champion and Reserve Champion ribbons will be awarded:

- Novice Hunter/Equitation Individual
- Freshman Hunter/Equitation Individual
- Junior Varsity Hunter/Equitation Individual
- Varsity Hunters/Equitation Individual
- Junior Varsity Jumper Individual
- Varsity Jumper Individual
- Novice, Freshman, Junior Varsity and Varsity School
- Western Walk/Jog Individual
- Western Novice Individual
- Western Limit Individual
- Gymkhana Individual
- Western School
- Dressage High Point Individual (excluding non-USDF approved Intro Classes A, B and C).

SECTION H: Year-End Division Perpetual Trophies and Ribbons:

Points are combined from hunters, jumpers and dressage to determine Year-End School High Point Champion.

English Year-End High Point trophies will be:

- Novice Individual
- Freshman Individual
- Junior Varsity Individual
- Junior Varsity Jumpers Individual
- Varsity Individual
- Varsity Jumpers Individual
- Novice, Freshman, Junior Varsity and Varsity School

Western and Gymkhana school points will be combined to determine Year-End Western School High Point Champion.

Western Year-End High Point trophies will be:

- Western Walk/Jog Individual
- Western Novice Individual
- Western Limit Individual

- Gymkhana Individual
- Western Overall School

Year-End High Point Dressage Trophies will be:

- Novice Individual
- Freshman Individual
- Junior Varsity Individual
- Varsity Individual
- Over-All Dressage High Point Award for Champion

All Perpetual Silver and Gold Cup Trophies must be returned to the show office on the last scheduled show weekend. NO EXCEPTIONS!!

SECTION I: Year-End Class Awards: All SIESL Classes except classes 29 thru 32 will have a Year-End Champion and Reserve Champion.

SECTION J: Trainer of the Year Award: All students that fulfill their SIESL Year-End Award requirements will accumulate points which will be credited to their trainer in each division. A trainer is eligible to win one division per season. If a trainer wins more than one division, the Award will go to the next trainer with the accumulative points.

SECTION K: DRESSAGE: No rider will be considered for Year-end Awards unless they attend 2 of 3 shows. In order to qualify for Year-End Awards in a particular class, a minimum of 2 show scores from that class must be obtained. After the final show of the season, the rider's top scores in each division's classes will be averaged to come up with the top finishers for each class.

RULE IX ORDER OF GO

SECTION A: When an Order of Go is established, it must be posted in a conspicuous place ½ hour before the class. The Jumping order must be legible to the mounted rider. Post entries will be placed at the top of the order of go.

RULE X DELAY OF CLASSES

SECTION A: Riders must be ready to enter the ring when called upon. Starters will try to resolve conflicts, providing that those conflicts are presented to the announcer before the class starts. Management reserves the right to eliminate a competitor after a one (1) minute gate call. Riders may move up in order to prevent a delay at the ring.

RULE XI MEDAL/CLASSIC CLASSES

SECTION A: There shall be, at the first show of the season, qualifying rounds in Novice, Freshman, Junior Varsity, Varsity, Western Walk/Jog, Western Novice and Western Limit and Jumpers.

SECTION B: Novice Medal fences will be set at 2' with no oxers. Freshman Medal fences will be set at 2'6". Junior Varsity fences will be set at 3'. Varsity fences will be set at 3'3" to 3'6".

SECTION C: English contestants are required to perform over a medal type course of at least eight (8) fences. Tests may be included in the course. A maximum of 12 riders are required to work off on the flat and be judged on seat, hands, guidance and control of the horse. The flat phase performance of those riders selected to show shall count 50%. Martingales must be removed for the flat phase. No other tack changes will be allowed between phases. USEF tests 1 thru 19 may be used.

SECTION D: The Western Dressage Seat Equitation class is an equitation class requiring riders to perform a pattern that must be comprised of two or more tests from Article 2225. Position, hands and seat are paramount and are to be rewarded above a good reining pattern. A rider who is off pattern will be disqualified and will not receive any award except in a work-off. In the case of a tie, the rider will be placed last of those chosen for the work-off (Exception: Art 2224.6.1). Due to the difficulty of properly fitting tack, riders are not asked to change horses. In Medal classes, bits must be dropped and inspected on all finalists being considered for an award. Riders must be dismounted for this inspection. Patterns must be posted one hour prior to the class. If there is a discrepancy between the posted pattern and the announced pattern, the posted pattern is the pattern to be followed. If there is a discrepancy between the written pattern and the drawn pattern, the written pattern will take precedence.

Article 2225: Test from which Judges must choose. Tests can be performed either collectively or individually but no other tests may be used. Instructions must be publicly announced. If a pattern is used, it must be posted at least 1 hour before the class. A pattern is defined as two or more tests. Reining patterns may be used:

- Back
- Individual performance on the rail

- Figure eight at a jog
- Lope and stop
- Figure eight at the lope on correct lead, demonstrating simple change of lead (this is a change whereby the horse is brought back into a walk or jog and restarted into a lope on the opposite lead). One figure eight demonstrates two changes of lead and is completed by closing up the last circle and stopping in the center of the eight
- Figure eight at lope on correct lead, demonstrating flying change of lead
- Change leads down center of ring, demonstrating simple change of lead
- Ride serpentine course, demonstrating flying change of lead at each change of direction
- Demonstrate sliding stop
- Execute 360 degree turns (spins)

SECTION E: **The Junior Varsity Jumper Classic will run under Table II, Sec. 2 (a) (jump off after all entries have jumped the first round) with fences set at 3'. The Varsity Jumper Classic will run under Table II, Sec. 2 (a) (jump off after all entries have jumped the first round) with fences set at 3'3".** There shall be, at the first seven shows, a qualifying round. Attire: A collared, sleeved dress or polo shirt.

RULE XII CLASSIC FINAL

SECTION A: At the final show, the Classic Class will be the Final. The top 15 riders from the previous classes will be qualified to show in the Classic Finals.

SECTION B: All English riders are required to perform over at least eight fences not exceeding 2' for Novice, 2'6" for Freshman, 3' for Junior Varsity and 3'6" for Varsity. There will be two Judges scoring each round and the scores will be averaged. A maximum of 12 riders, if available, are required to show at the walk, trot and canter, to be judged under the current standards for the equitation division. The flat phase will count 40%. After the flat phase, the top 6 (or a rider within 3 points of the leader) will be asked to do additional testing. USEF tests 1 thru 19 may be used. If an exhibitor is eliminated in the first phase, that rider will not return for the flat phase.

SECTION C: The Judges will seat apart if possible and announce scores for the first round. During the second round, Judges will sit together to determine the top 6 riders or riders' who score within 3 points of the leader. During the flat phase, riders will be required to show any gaits and collections or extensions within those gaits including counter canter. No more than 8 horses to counter canter at one time.

SECTION D: All winners can continue to compete at each show in the classes for accumulation of points towards the Final. If you have won a Year-End

Championship, you are not eligible to ride in that class the following year in that division, excluding Varsity and Western Limit.

SECTION E: Western Dressage Seat finals may be double judged. All final riders are required to ride a designated pattern. Riders will be judged on 60% pattern and the other 40% will be judged on rail work. Ties will be broken by the highest pattern score. If a tie exists, the Call Judge highest pattern score will prevail. If a tie still exists, riders must work off.

SECTION F: **Jumpers Classic finals will run under Table II, Sec. 2 (a) (jump off after all entries have jumped the first round) with Junior Varsity fences set at 3' and Varsity fences set at 3'3".**

RULE XIII DRESSAGE CLASSES

SECTION A: EXECUTION OF TESTS:

- All trot to be sitting unless specified rising
- Tests may be called, but no coaching is allowed
- The rider's use of voice in any way is a 2-point deduction
- Going off course constitutes a 2-point deduction the first time, a 4-point deduction the second time, and 8 point deduction the third time and elimination the fourth time
- Errors of the test such as rising instead of sitting the trot or saluting with the reins in both hands will be penalized as an error off course
- A competitor who does not enter the arena within 60 seconds after the entry bell is rung shall be eliminated
- No competitor can be required to ride prior to the scheduled time. The assigned ride time is the ride time the rider is expected to enter the arena. It is the rider's responsibility to arrive at the arena on time
- If a rider misses his or her dressage time, he or she will be eliminated from the class and will not receive a refund

SECTION B: ELIMINATIONS: The illegal use of equipment, unauthorized assistance, four (4) errors of the course, late entry into the arena, cruelty, marked lameness, and if all four (4) feet of the horse leave the arena before the test is done. Trainers are not allowed on horses after the show has started.

SECTION C: ENTRIES: All riders must be pre-entered (one horse per rider). No post-entries will be accepted. Entries will be accepted on a "first come, first serve" basis. Riders will be put on a wait-list once the time slots for the day are full. After the show has begun, no refunds will be made.

**RULE XIV SENIOR
SCHOLARSHIPS**

SECTION A: It is the duty of the Board of Directors to award scholarships on an annual basis.

SECTION B: Any 12th grade rider who has been a member in good standing for two seasons or more in the SIESL and has competed in the required number of shows during his/her senior year and meets all of the application requirements is eligible to apply for a Year-End SIESL Scholarship. All forms are mailed to seniors in January.

SECTION C: The criteria for awarding scholarships is based on the following: essays, grades, test scores, years riding, character and sportsmanship, community service, extracurricular activities and other relevant factors.

SECTION D: Any Board member is eligible to serve on the Scholarship Committee so long as he/she does not have a 12th grader applying for the scholarship.

**RULE XV CLASSES
AND FEES**

NOVICE HUNTERS - FENCES: 2' **ENTRY FEE \$ PER CLASS**

1. Equitation Over Fences
2. Working Hunters
3. Hunter Under Saddle
4. Hunt Seat Equitation Flat
5. SIESL Medal – Fences set at 2' with no oxers. Medal class fee \$

FRESHMAN HUNTERS - FENCES: 2'3" **ENTRY FEE \$ PER CLASS**

6. Equitation Over Fences
7. Working Hunters
8. Hunter Under Saddle
9. Hunt Seat Equitation Flat
10. SIESL Medal – Fences set at 2'6" Medal class fee \$

JUNIOR VARSITY HUNTERS - FENCES: 2'9" **ENTRY FEE \$25 PER CLASS**

11. Equitation Over Fences
12. Working Hunters
13. Hunter Under Saddle
14. Hunt Seat Equitation Flat
15. SIESL Medal – Fences set at 3' Medal class fee \$

JUNIOR VARSITY JUMPERS - FENCES: 3' ENTRY FEE \$ PER CLASS

- 16. Jumpers Table IV, Sec.1 Optimum Time
- 17. Jumpers Table II, Sec.2 (b) Timed First Jump Off
- 18. Jumpers Table II, Sec.1 Timed First Round
- 19. Jumper Classic Table II, Sec.2 (a) Return for Jump Off Classic Class Fee \$

VARSITY HUNTERS - FENCES: 3'3" ENTRY FEE \$ PER CLASS

- 20. Equitation Over Fences
- 21. Working Hunters
- 22. Hunter Under Saddle
- 23. Hunt Seat Equitation Flat
- 24. SIESL Medal – Fences set at 3'6" Medal class fee \$

VARSITY JUMPERS - FENCES: 3'3" ENTRY FEE \$ PER CLASS

- 25. Jumpers Table IV, Sec.1 Optimum Time
- 26. Jumpers Table IV, Sec.1 Timed First Jump Off
- 27. Jumpers Table II, Sec.1 Timed First Round
- 28. Jumper Classic Table II, Sec.2 (a) Return for Jump Off Classic Class Fee \$

DRESSAGE EQUITATION - ENTRY FEE \$ PER CLASS

Not eligible for Show Over All High Point Award or Year-End Awards

- 29. Dressage Equitation Seat
- 30. Rider Test Training Level
- 31. Rider Test First Level
- 32. Rider Test Second Level

DRESSAGE NOVICE - ENTRY FEE \$ PER CLASS

Not eligible for Show or Year-End Over-All High Point Award

- 33. Intro Level A
- 34. Intro Level B
- 35. Intro Level C

DRESSAGE FRESHMAN - ENTRY FEE \$ PER CLASS

- 36. Training Level Test 1
- 37. Training Level Test 2
- 38. Training Level Test 3

DRESSAGE JUNIOR VARSITY - ENTRY FEE \$ PER CLASS

- 39. First Level Test 1
- 40. First Level Test 2
- 41. First Level Test 3

DRESSAGE VARSITY -

ENTRY FEE \$ PER CLASS

- 42. Second Level Test 1
- 43. Second Level Test 2
- 44. Second Level Test 3
- 45. Third Level Test 1
- 46. Third Level Test 2
- 47. Third Level Test 3
- 48. Fourth Level Test 1
- 49. Fourth Level Test 2
- 50. Fourth Level Test 3

GYMKHANA

ENTRY FEE \$ PER CLASS

- 51. Poles I
- 52. Single Pole
- 53. Cowhorse
- 54. Speed Barrels
- 55. Hurry Scurry

WESTERN WALK/JOG

ENTRY FEE \$ PER CLASS

- 56. Showmanship
- 57. Trail
- 58. Pleasure
- 59. Horsemanship
- 60. SIESL Stock Seat Equitation Medal Medal class fee \$

WESTERN NOVICE

ENTRY FEE \$ PER CLASS

- 61. Showmanship
- 62. Trail
- 63. Pleasure
- 64. Horsemanship
- 65. SIESL Stock Seat Equitation Medal Medal class fee \$

WESTERN LIMIT

ENTRY FEE \$ PER CLASS

- 66. Showmanship
- 67. Trail
- 68. Pleasure
- 69. Horsemanship
- 70. SIESL Stock Seat Equitation Medal Medal class Fee \$

**SIESL BOARD OF DIRECTORS WILL MAKE THE FINAL DECISION
ON THE INTERPRETATION OF THE ABOVE RULES**

CALIFORNIA GYMKHANA ASSOCIATION

PO Box 2187, Manteca, CA 95336

Phone: 2209-665-7977 Fax: 209-665-7978

Email: CGAState@aol.com

Web: calgymkhana.com

Revised 11/15/2014

CGA RULE

BOOK

Published by the California Gymkhana Association. All rights reserved. Reproduction without permission is strictly prohibited.

Copyright ©1973 by the California Gymkhana Association.
Revised 1985, 1990, 1991, 1992, 1994, 1996, 1997, 1998,
1999, 2003, 2005, 2006, 2007, 2008, 2009, 2010, 2011, 2012,
2014, 2015

Foreword

The California Gymkhana Association was founded in 1972 by Gymkhana people for Gymkhana people. It was founded to serve all horsemen who want to participate in Gymkhana riding, to offer all riders the opportunity to compete under a uniform set of rules that are suited to their abilities, and to bring to many more young people the enjoyment of horsemanship and sportsmanship that Gymkhana can provide.

It is the duty of every CGA member to read and be well acquainted with the information contained in the following pages, as the rules stated herein are the sole basis by which shows are judged.

Every precaution has been taken to ensure that the rules contained herein have been printed with the true meaning and intent as stated. However, in the event of printer's error or misconstrued meaning, the true intent of the rule shall prevail and at all times the interpretation of the Rules Committee shall be final.

Table of Contents

2... Foreword

7... Introduction

9... **Section 1** Horse Show Management
Ground Rules

9... **Section 2** Divisions of Competition

9... 2.1 General

9... 2.2 Two or More Classes in the Same
Event

10... 2.3 Special "Lead Line" Rules for
Riders who need assistance

11... **Section 3** Entry Requirements

11... 3.1 Clothing and Tack

12... 3.2 Unsoundness or Injury

13... 3.3 Cross Entries

13... 3.4 Stallions

13... 3.5 Pony Size

- 17... **Section 4** General Procedures
- 17.. 4.1 General
- 19... 4.2 Be Prepared to Run
- 17... 4.3 Enter the Arena and Begin the Course
- 19... 4.4 Falling Off Horse Prior to Beginning Course
- 19... 4.5 Run the Course
- 20... 4.6 Finish the Course
- 20... 4.7 Leave the Arena
- 21... 4.8 Judge's Decision

- 22... **Section 5** Penalties
- 22... 5.1 General Conduct of Contestant
- 23... 5.2 Proper Dress and Equipment
- 23... 5.3 Cruel or Inhumane Treatment of Horses
- 24... 5.4 Entering the Arena
- 24... 5.5 Loss of Control
- 25... 5.6 Loss of Forward Motion
- 26... 5.7 Knocking Down or Touching Obstacles
- 26... 5.8 Failure to Complete a Course

- 26... 5.9 Failure to Leave Arena When Notified
- 27... 5.10 Breaking or Knocking Down Barrier of Divided Arena
- 27... 5.11 Use of Illegal Drugs or Alcoholic Beverages

- 28... **Section 6** Gymkhana Judges
- 28... 6.1 Requirements to Become a CGA Judge
- 29... 6.2 Inactive Judges

- 31... **Section 7** Equipment, Materials and Timer Specifications
- 31... 7.1 Timing
- 32... 7.2 Open Reel Tape Measure
- 33... 7.3 Poles
- 33... 7.4 Barrels
- 33... 7.5 Rakes
- 33... 7.6 Lime
- 33... 7.7 Pails, Sand and Flags
- 34... 7.8 Jumps
- 34... 7.9 Ribbons
- 34... 7.10 Speedball Race

- 35... 7.11 Keyhole
- 36... **Section 8** Gymkhana Events Course
Layouts and Patterns
- 36... 8.1 General Information
- 37... 8.2 Events for Individual Contestants
- 37... 8.3 Course Layout Diagrams
- 38... 8.4 Course Pattern Diagrams
- 58... 8.5 Team Events

- 66... **Section 9** Protests

- 67... **Appendix A** Construction of Cone for
Speed Ball

- 68... **Appendix B** Construction of Poles for
Pole Bending

- 69... **Appendix C** Construction of Hurry
Scurry Jumps

- 70... **Appendix D** Pony Measurement

Introduction

The rules of the California Gymkhana Association allow management flexibility in the design of Gymkhana shows (i.e. Section 2) and at the same time:

Ensure equal opportunity for the contestants, maximize the safety of the horse* and rider, establish a reasonable code of dress and conduct, and ensure humane treatment of horses.

In addition, a Section (Section 4) is provided that summarizes general procedures recommended to be followed at horse shows. Every effort has been made to organize the contents of this rule book for ready reference and understanding by both horse show contestants and management. Steps to be followed by horse show management in planning a show include the following:

- a. Select the desired Gymkhana events from those described in Section 8.
- b. Determine the equipment, materials and timing specifications for these events by referring to Section 7. Make certain that these items will be available for use at the proposed show.
- c. Determine the groups and division of competition for your show (refer to Section 2).
- d. If your show is to be recognized by the CGA, you must use a carded CGA judge (refer to Section 6).

e. Refer to Section 3 for entry requirements.

*The use of the term 'horse' throughout this book shall include all equines, including horses, ponies, donkeys and mules.

Section 1 Horse Show Management Ground Rules

Ground rules may be used to state requirements in addition to those specified by the California Gymkhana Association. However, they shall not be in conflict with the rules of the CGA.

Section 2 Divisions of Competition

2.1 General

Show Management may offer separate competitions for horses and ponies. Any competition may be further divided if desired. For example, competition may be divided by age and/or sex of rider, height of pony, and/or divisional competition according to speed, providing the premium list so states. *With the exception of Lead Line riders and the Hurry Scurry event, all events are open to all riders who wish to participate.*

2.2 Two or More Classes in the Same Event

Two or more classes in the same event may be combined if there is an insufficient number of entries in either class. If classes are combined, any rider affected may withdraw their entry and is entitled to a full refund of entry fee for that class from which the horse is withdrawn.

2.3 Special "Lead Line" Rules for Riders who need assistance.

The CGA is interested in providing an opportunity for riders who need assistance to participate in CGA Shows. For this reason, the following special rules shall be applied at CGA Shows that allow participation of these riders:

- a. A rider may be led through the course by a parent or responsible party provided the rider is not able to complete the course without assistance. Such assistance is allowed to ensure the safety of the rider but does not extend to the assistant touching the poles, flags or other obstacles. The Lead Line Team(horse, rider and leader) must properly complete the course. The assistant must conform to the same dress code defined for judges (See Section 6.1).
- b. Hard hats are mandatory for all Lead Line riders. The animal being led shall be in normal tack with the addition of a halter and lead rope.
- c. Lead Line riders may NOT participate in the Hurry Scurry event for safety reasons.
- d. A mount may NOT be entered in the same event more than once except as a Lead Line entry.
- e. Lead Line riders may proceed no faster than a trot or they will be disqualified.
- f. When leading the animal across the timing line, the assistant must be at or behind the shoulder of the animal to prevent any timer malfunctions.

Section 3 **Entry Requirements**

3.1 Clothing and Tack

The high standards of Gymkhana will be reflected by the rider's full and proper dress as follows:

a. **CLOTHING:** A Safety Helmet (hard hat) is required when riding any CGA event, unless the adult rider (18 or over) signs a waiver that indicates refusal to wear a safety helmet. An approved Safety Helmet is required for all riders under the age of 18. The helmet must be correctly worn at all times while mounted on the show grounds. Nothing that effects proper fit may be worn under the helmet. If a rider under 18 enters the arena without a helmet correctly worn they will be disqualified from the event. If a rider under 18 has more than one helmet violation on the same day, they will be disqualified from the show. Failure to do so will result in disqualification. If a helmet comes off while an adult rider is on course, a 1 second penalty will be assessed.

Clothing shall be neat and clean. All contestants shall be fully attired in a dress shirt with a button or snap closure in the front from top to bottom, a collar, long or short sleeves (female contestants may wear sleeveless shirts), long pants, belt or half belts and boots. The sleeves on long-sleeved shirts must be rolled down and fastened at the cuff. Shirts must be tucked into the pants. Only the top two buttons of the shirt may be left unbuttoned as long as the buttons go to the collar line of the shirt. A tie or neckerchief is not re-

quired but their use is encouraged.

A boot is defined as either a traditional Western, traditional English, or roper style boot that laces up that is minimum of 1 1/2" above the ankle. All other boots must be approved by the CGA Rules Committee. All boots must have at least a 1/2" heel and a smooth sole. Patterned soles are permitted if the pattern is 1/8" or less deep. "Waffle" soles are specifically prohibited.

All articles of clothing shall be properly worn, however buckles may be worn at the side or back for comfort reasons. Chaps may be worn. A Western hat may also be worn but a means must be devised to keep it on while running the course.

b. TACK: Any appropriate, neat and humane Western and/or English equipment may be used with the following exception: the judge may prohibit the use of bits or equipment he may consider severe or unsafe. Riders are permitted to use whips, crops, quirts and spurs if used sparingly, so long as these aids do not result in abuse of the horse. A rider may use any part of the horse or saddle to maintain balance. Use of a tie down is permitted.

3.2 Unsoundness or Injury

Management shall not allow any horse to participate when unsoundness or injury is sufficient to be considered an act of cruelty. The existence of a Veterinarian's note does not automatically grant an exemption. The final decision be-

longs to CGA, and the judge may decide that using the animal would be an act of cruelty. Any ambiguous situations should be referred to a CGA Master Judge and/or the CGA Rules Committee.

3.3 Cross Entries

A horse cannot be entered more than once in any event, with the exception of Lead Line (see Section 2.2).

The same rider/horse combination may NOT be entered more than once in the same event in the same arena at the same district show on the same day. This includes Lead Line riders.

3.4 Stallions

No one under 18 years of age will be permitted to ride a stallion at a CGA show.

3.5 Pony Size

To qualify an animal to compete in a CGA Pony Division the animal must measure 13.2 hands or fifty-four (54") inches or less without shoes using a CGA provided rigid measuring stick that has a leveler built into the horizontal arm. An additional one-quarter (1/4") is allowed when a pony is shod. All ponies must be certified by (2) CGA Master Judges annually and expire at State Show for the current season. All annual certificates must be submitted to the CGA Office by the certifying Master Judge. A copy

should be given to the member for their records. Certificates are supplied to the Master Judges by the CGA Office.

The final decision to certify an animal as a CGA Pony lies with the Master Judge measuring the animal. The Master Judge Advisory Committee reserves the right to revoke any pony status if a majority of them feels that circumstances have changed since the certification was granted.

Permanent pony status is only for ponies measured as 50” or less. At State Finals Show all ponies that are not on the permanent pony list must be measured before the first event is run (by two master judges). Two Master Judges are required to measure ponies at State Show.

An animal that is measured as 54” (54 ¼” with shoes) or less can compete in a pony class. Any animal that is measured as greater than 54” (54 ¼” with shoes) will run in a horse division. However, this horse measurement will not be retroactive and will only apply for the State Show for which it was measured.

If you fail your pony measuring session at State Finals Show or at your first measuring session your height will be recoded with State Office (as a horse) and you will not be measured again until the following State Finals Show or the first measuring session you attend the following show season. You may ask for a measurement for information purposes (not a Pony Certificate) one time per season not a state show to verify if you need

trimming or shoes or a calmer time for your pony. You may ask for the Information & Certificate measurement at the same measuring session- so long as the pony does not leave the measuring area or the visual range of the Master Judge/s doing the measuring.

A CGA Permanent Pony status may be granted if the animal meets the following requirements;

1. A pony is measured less than 12.2 hands, the Master Judges are certain the animal will not grow and the Master Judges are willing to certify the animal as a Permanent Pony. These measurements must be taken by at two (2) Master Judges.

and;

Proper documentation is provided to the CGA State Office. The required documentation includes notification by the certifying Master Judge to the State Office, and photos of the legs, face and any other significant markings

These authorizing documents and photos will serve as evidence of a CGA Permanent Pony when posted on the CGA website.

CGA Permanent Pony certification is assigned to a specific animal and may be used by any member when competing. The certification remains with the animal regardless of ownership changes and does not require renewal.

A pony may only be measured one time at any pony measuring session.

For pony measuring procedures see Appendix D.

Section 4 General Procedures

4.1 General

Much can be done by riders and horse show management to make a show run more smoothly and help Gymkhana contestants improve their horsemanship practices. The following procedures are set forth to acquaint horse show management and new riders with the normal progression of a well run show. **It is mandatory that a carded judge be present in the arena to oversee course setup.** Some of these procedures are only suggestions. Others incur penalties as set forth in the penalty section of this book. Judges are cautioned that no penalty should be imposed for violations of procedures unless they are enumerated in the penalty section (Sec. 5).

a. **Position of poles and obstacles:** After measuring each course, place a spot of lime under each pole or obstacle so that it may be put back in the same position in the event it is knocked down. Each obstacle shall be centered over the spot of lime. In the event the lime spot is obliterated, the course shall be remeasured. All measurements must be made with the tape laying flat on the ground.

b. **Announcers:** Time should be allowed for each rider to warm up their horse. This can be accomplished by giving a warning prior to the start of an event and by reading the names of the next three contestants. The announcer should not interfere with a rider's ride by talking when the rider is in the arena or announce a good ride or disqualification

without a signal from the judge.

c. **Resetting of course and raking:** After each run, course obstacles should be reset to their original position so that the course will be as identical as possible for each contestant. The course should be raked around each obstacle if required for the safety of the contestants. A contestant has the right to request resetting and/or raking of the course. **Any course may be off by a total of six (6) inches from its' prescribed dimensions and still be considered a legal course when re-checked.**

d. **Gates to the arena:** All gates to the arena should be closed during the running of every event; no gate(s) should be opened until the rider has completed the course, the horse has been brought under control, and the judge has signaled the rider to leave the arena.

e. **Condition of the arena:** The arena should be properly prepared for Gymkhana competition. It should be disked, rocks removed, leveled and watered as required for the safety of the horse and rider.

f. **Re-Rides:** The only time a rider will be required to re-run an event is if the timers malfunction or a course is improperly set. If a rider has successfully completed a legal course and then it is determined there was a problem (for instance the ground is/was unsafe or there was some sort of interference) the affected riders will be given the option for a re-ride.

4.2 Be Prepared to Run

All riders should be fully prepared to run when called, be in proper dress, have equipment in good shape and horses warmed up ready to compete.

4.3 Enter the Arena and Begin the Course

The rider will be notified when the course is ready and must enter the arena within one minute after such notification. A rider who remains mounted may be assisted through the gate. After entering the arena, the rider must show control of the horse before the judge will signal approval for the run. The signal should be prompt and loud enough for the rider to hear. This will enable the rider to give undivided attention to the horse while setting it up to run. The course must be started within one minute after notification by the judge. By starting the course the rider accepts the course, as long as the course is legal.

4.4 Falling Off Horse Prior to Beginning Course

If a rider falls off their horse prior to running an event, the judge must excuse the contestant and place him at the end of the division or class to complete the event.

4.5 Run the Course

The course must be run in accordance with the prescribed pattern (See Sections 5 and 8). A horse is on course when

any part of the horse crosses the start/finish line. It remains on course as long as it is run in accordance with the prescribed pattern for the event being run until every part of the horse crosses the start/finish line. If a rider goes off course, but corrects the course, and completes the prescribed pattern, there will be no disqualification or penalty.

4.6 Finish the Course

After the course is completed, the horse must be brought under control before leaving the arena. The rider may circle to bring the horse under control.

4.7 Leave the Arena

The rider is requested to acknowledge the judge after bringing his/her horse under control. The rider should watch for the judge's signal to leave the arena before walking the horse from the arena. The rider should not dismount at any time while in the arena without permission of the judge. However, if the rider dismounts for reasons of safety or reasons beyond their control, the judge's permission to dismount is implied.

The above noted procedures are normally considered a matter of courtesy towards horse show management and the judge, and normally there are no penalties associated with them. They may, however, be indicative of unsportsmanlike conduct or a safety issue as referred to in the penalty section, and as such could incur penalties as set forth

in that section (Sec. 5).

4.8 Judge's Decision

All decisions of the head judge in the arena are final. The head judge shall not signal his decision until other judges in the arena are monitored to determine their individual rulings. In all cases where a value judgment is required by a judge, the judge shall rule in the favor of the contestant when there is any doubt as to the circumstances.

Section 5 Penalties

5.1 General Conduct of Contestant

a. The use of offensive language, or any other conduct considered by the judge to be detrimental to Gymkhana, will not be allowed in the arena. A contestant not adhering to the first warning will be disqualified from an event on the next occurrence. Conduct which jeopardizes the safety of the contestant shall result in disqualification from the horse show. All contestants must display good sportsmanship at all times.

b. Unsportsmanlike conduct by contestants, parents or relatives of the contestant, inside or outside of the arena, may result in disqualification of the contestant and possible dismissal from the show grounds. Such conduct includes, but is not limited to:

(1) Willfully causing trouble by constant complaining, aggravating CGA judges, horse show managers, secretaries or other personnel.

(2) Accusing or making derogatory statements relative to the performance of judges, secretaries or show officials.

(3) Use of a stopwatch or other timing device by the rider or by someone helping the rider to deliberately alter the outcome of a ride.

(4) Display Scoreboards - may not have the running time displayed.

5.2 Proper Dress and Equipment

a. A one-second penalty will be added to the time of any rider who enters the arena with attire and/or equipment in violation of the rules (refer to Section 3.1). An exception may be given to new riders attending their first show providing prior approval has been obtained from the horse show management and judge. The new rider exception does not apply to State Show. In addition, a rider may be given an exemption for medical reasons providing safety is not compromised. The existence of a Doctor's note does not automatically grant an exemption. The final decision belongs to CGA, and the judge may decide that the situation would be unsafe. Any ambiguous situations should be referred to a CGA Master Judge and/or the CGA Rules Committee.

b. The dress code is in effect and must be adhered to during the running of any CGA events, whether those events are regular events, setups or schooling rides. A rider's obvious disregard for this dress code will preclude that rider's participation in the event.

5.3 Cruel or Inhumane Treatment of Horses

Spurring, striking or beating in any manner whatsoever forward of the cinch after entering the arena will result in immediate disqualification of the contestant. The contes-

tant will likewise be disqualified if there is any indication of cruelty such as welts, cuts, bleeding or marks on the animal. Any subsequent violation may result in disqualification of the contestant from the show. Contestants shall be warned for the following:

- a. Excessive spurring or jerking of the reins.
- b. Unusual construction or arrangement of equipment considered by the judge to be inhumane or unsafe.
- c. Excessive use of bats or whips.
- d. Cruelty of any kind to the horse while on the show grounds whether or not specifically mentioned.

Any subsequent violation may result in disqualification of the contestant from the show.

5.4 Entering the Arena

- a. A rider may be assisted through the gate. However, the rider must ride their horse into the arena.
- b. A rider may not school his/her horse prior to running the course. Schooling is defined as going around an obstacle more than once in a close, tight turn. Such action will result in disqualification.

5.5 Loss of Control

Any one of the following will be considered loss of control

and will result in disqualification:

a. **Failure to Show Control of Horse:** The horse must be brought under control before beginning the course to show that the rider has complete control. The judge will signal approval for the run only if the rider shows control of the horse. The rider must wait for the judge's approval prior to beginning the run.

b. **Failure to Begin Course:** After entering the arena, the rider must begin the course within one minute after the judge gives the ready signal.

c. **Unruly Horse:** The horse must not be unruly such that, in the opinion of the judge, the safety of the rider might be in jeopardy.

d. **Falling Off Horse While On Course**

e. **Failure to Enter Arena:** The horse and rider must enter the arena within one minute after being so notified by the judge.

f. **Beginning the Run From Outside the 80' Foul Line**

5.6 Loss of Forward Motion

The only penalty associated with the loss of forward motion will be the increased time covering the Gymkhana course. Contestants will not be penalized for loss of forward motion.

5.7 Knocking Down or Touching Obstacles

Knocking down or dislodging any obstacle, including timing poles, shall result in a two second penalty for each obstacle (pole, barrel, etc.) knocked down or dislodged. However, touching an obstacle with the intent of keeping it from going down shall not result in a penalty. An obstacle that has been knocked to the ground and bounces back to an upright position will be considered a downed obstacle. *In Hurry Scurry, a pole must touch the ground to be considered dislodged.*

5.8 Failure to Complete a Course

A contestant shall be disqualified if, in the opinion of the judge, the course is not completed within a reasonable period of time. This includes problems resulting from the loss or breakage of equipment or tack while negotiating the course wherein the difficulty prevents completion of the course.

5.9 Failure to Leave Arena When Notified

Deliberate failure of a contestant to leave the arena immediately upon notification by the judge shall bar the contestant from further participation in the show.

5.10 Breaking or Knocking Down Barrier of Divided Arena

Breaking or knocking down any part of a barrier or the disruption of timing equipment will result in immediate disqualification. This is true even if it occurs before the rider has started the course or after the rider has completed the course.

5.11 Use of Illegal Drugs or Alcoholic Beverages

No persons are allowed to bring onto the grounds of any CGA function or use or have in their possession any illegal drugs. No persons are allowed to consume or be under the influence of any alcoholic beverages while they are participating in an event.

Section 6 Gymkhana Judges

6.1 Requirements to Become a CGA Judge

Approved CGA shows must be judged by licensed CGA Gymkhana judges. The judge must be physically in the arena during each and every rider's run. Apprentice judges must have a licensed judge in the arena with them at all times they are judging an event. Any CGA member may apply to become an apprentice at 16 years of age or an official CGA judge at 18 years of age. ***They must complete the entire process within 18 months of getting their apprentice card. If they fail to do so, the apprenticeship is cancelled and the candidate must start over from the beginning. An apprentice may not start judging or taking tests until the apprentice card is received from the CGA State Office.*** Prospective CGA judges:

- a. Must be a member in good standing.
- b. Must have a broad range of knowledge pertaining to the CGA.
- c. Must judge enough shows as an Apprentice Judge to become proficient ***within 18 months of getting their apprentice card.***
- d. Must Pass an Arena Test given by a Master Judge ***within 18 months of getting their apprentice card,*** demonstrating proficiency in setting up all CGA Events.
- e. Must pass a written test given by a Master Judge within

18 months of getting their apprentice card. The judges test includes questions on many aspects of the CGA other than the Gymkhana rules given in the CGA Rule Book. A CGA judge is expected to be familiar with the CGA Bylaws and the CGA Information & Regulations Manual that includes information on the CGA Awards Program, Show Procedures and other information about CGA.

f. A judge's attire shall be in conformance with the dress code given in Section 3.1.a with the following exceptions:
1. Helmets are not required. 2. The requirement to wear boots is waived and the judge may wear comfortable closed toe shoes. 3. A judge may wear a visor or any appropriate headgear to protect themselves from the sun.

g. CGA Judges are volunteers and may not accept payment for their services. However, many districts provide lunch or provide other non-monetary benefits to their judges in recognition of the work they do.

Questions pertaining to the licensing of CGA judges should be directed to the CGA State Office.

6.2 Inactive Judges

A CGA Judge may request with the State Office or their Master Judge to be on inactive status for up to one (1) year. If a Judge is on inactive status for more than one (1) year, they must judge with a carded Judge until they are up to speed and then must seek reinstatement to active status by their Master Judge.

If any Judge's membership expires (whether active or inactive) for more than one (1) year, the Judge is eliminated from the database and must start the process over if they wish to re-establish their card.

Section 7 **Equipment, Materials and Timer Specifications**

7.1 Timing

a. **Electronic timer:** Note: The two timer requirement listed below does NOT apply if a FarmTek MD-300 or more recent FarmTek timer is used. In that case, a single timer is acceptable, but you must still have two people writing times.. If you are using the "Direct Timer Input" option with the Polaris timer where the time goes directly into the computer, only one set of handwritten times is required. There must still be two persons in the booth, one operating the computer, the other writing times.

Otherwise, a main time and a backup time shall always be obtained and the rider shall be required to rerun the event if the two times differ by 2/10ths of a second or more. However the 2/10ths of a second rule does not apply to rides where the total time for the ride is 50 seconds or more. An electronic timer calibrated to a thousandths of a second is **required** as the main time. When two (2) electronic timers are used, the fastest time of the two electronic timers shall be used as the main time.

b. **Rider's option:** If a rerun is required because of timer problems, the rider will rerun under **one or the other** of the following conditions:

Condition 1 - One or more obstacles were knocked down during the first run. These penalties will be carried to the

second run. However, the penalties attained in the second run will be used for the event if the penalties earned in the second run are equal to or greater than the penalties earned in the first run.

Condition 2 - An obstacle was not knocked down in the first run (Clean Ride) . If an obstacle is knocked down during the second run or Special Penalty assessed (per. 8.4), the rider will be given the option of a third run and the penalties of the second run are **not** carried over to the third run. The time, including penalties, of the third run will then be used as the final time.

c. **Rider's time:** Time shall start when any part of the horse crosses the starting line and shall end when any part of the horse crosses the finish line.

d. **Ties:** Any ties will be broken by determining which rider has won the most first places by the computer. If the tie still exists the rider with the most second places is selected. This process is continued if necessary to the place required to break the tie. If a tie cannot be broken by the computer then the district will resolve the tie.

7.2 Open Reel Tape Measure

An open reel tape or an approved equivalent must be used. It is recommended the tape be at least 150 feet in length. A 300' tape is best.

7.3 Poles

Poles shall be constructed per Appendix B. Poles and bases made of other materials or having other dimensions must have written approval of the CGA Rules Committee.

7.4 Barrels

Fifty-five gallon unweighted plastic barrels shall be used. They shall be unaltered. Barrel covers may be used.

7.5 Rakes

Rakes are required for raking around the obstacles and for raking around the course for a Keyhole Race.

7.6 Lime

- a. A bag of non-caustic type lime or flour is required for preparing the Keyhole Race, and for spotting the position of poles and obstacles.
- b. Other non-caustic marking materials such as marking paint, gypsum, or dolomite may be used instead of lime for line markers.

7.7 Pails, Sand and Flags

These items are required for a Figure 8 Flag Race. Pails shall be 10 quart rubber or plastic with the opening at the top approximately 10 inches in diameter and the approxi-

mate height of 10 inches; two are required. The sand must be 20 grit in size, and shall be dry. The pails shall be filled to the 3/4 level. Show management shall have sufficient sand available to refill each pail to the 3/4 level in the event of spillage from one run to another. 3 Flags are made by solidly affixing a 1' square cloth to the center of a 2' dowel which is 1/2" in diameter; both ends are sharpened to a dull point. Each flag shall be a different color.

7.8 Jumps

Jumps shall be constructed as described in Appendix C.

7.9 Ribbons

Ribbons for the ribbon races are made of crepe paper. Each ribbon shall be 4' long and 1-1/2" to 4" wide. The width of the ribbons shall be identical for each team. A fresh ribbon shall be used for each team.

7.10 Speedball Race

The Speedball cone shall be made of a large pylon with the top cut down to a 5" diameter opening. The cone must be painted white with contrasting stripes top and bottom, and measure an overall height of 24" (see Appendix A). The balls used for Speedball must be standard golf balls of any color.

7.11 Keyhole

The 'wings' placed on the Keyhole measure six (6) inches.

Section 8 Gymkhana Events Course Layouts and Patterns

8.1 General Information

This section provides information on the course layout, course pattern, and penalties associated with specific events. General information applicable to these events is given in other sections of this rule book. In particular refer to Section 4 for general procedure and Section 5 for penalties. Equipment, materials and timing specifications are discussed in Section 7.

- a. The course diagrams that follow are intended to depict the proper turning direction around obstacles. The straight-line method of proceeding from one obstacle to another, however, is not mandatory. A rider may be considered on course so long as he/she remains within the confines of the arena and negotiates all obstacles in the correct direction without recrossing the timing line until the course is completed.
- b. In all Gymkhana events there must be at least 15' between any obstacle to be turned and the fence or rail. All measurements shall be made from the center position of the obstacle except for the Keyhole race which is 25 feet from the center.
- c. The distance for running starts shall be exactly 80' from the timing line. Unless the fence is used as the 80' foul line, that line must be marked with either a non-caustic type of

lime or flour. Poles may be used to mark the foul lines for reverse rides. This distance can vary at CGA State sponsored shows ONLY, and notification shall be given to the riders if that occurs.

d. The timing poles shall be 30' in width for all events unless otherwise specified in the event diagrams.

e. The minimum size of the arena in order to be able to run all 13 CGA events is 120' wide by 250' long. In this case, no more than one rider shall be in the arena at one time.

Note: More than one rider may be in the arena at one time if the arena is at least 120' x 270'. In this case, the beginning of the 80' foul line should start from a point at least 20' from the entrance gate and all riders in the arena who are not currently participating in the event shall remain mounted and keep their mounts in the 20' area behind the back portion of the foul line. Any rider desiring to be the sole rider in the arena during the running of the event must be afforded the opportunity.

8.2 Events for Individual Contestants

In all of the following events for individual contestants, the same procedure is to be followed as per the instructions in Sections 4.2 through 4.8.

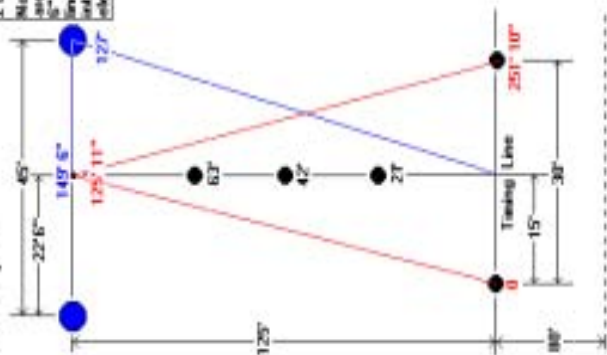
8.3 Course Layout Diagrams

Obstacles:
 5 Poles
 2 Barrels

Note: Timing Poles are set approximately 5" behind the timing line so they won't interfere with the electronic beam.

BIG "T"

Course Layout :



Obstacles:
 2 Poles
 3 Barrels

Note: Timing Poles are set approximately 5" behind the timing line so they won't interfere with the electronic beam.

BARRELS

Course Layout :

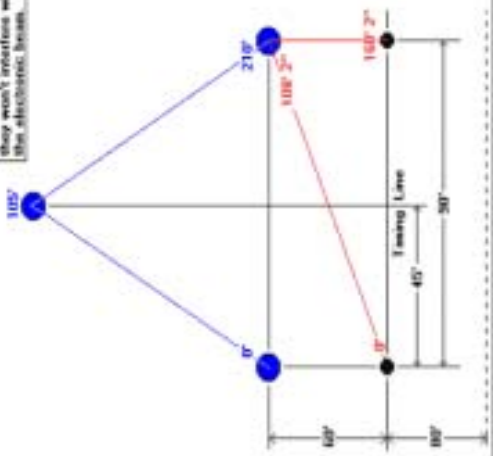
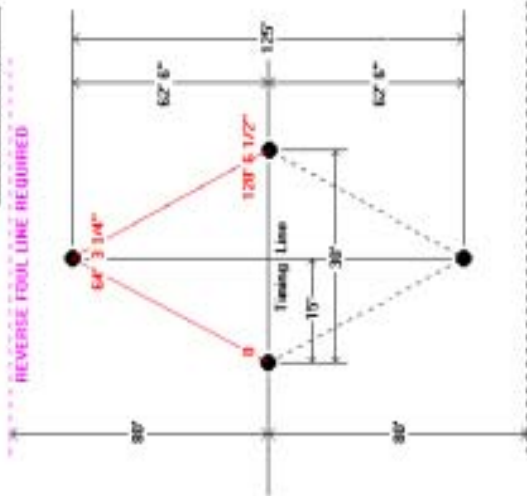


FIGURE 8 STAKE

Obstacles:
4 Poles

Note: Taming Poles are set approximately 6" behind the taming line so they won't interfere with the electronic beam.

Course Layout :




HURRY SCURRY

NO LEAD LINES

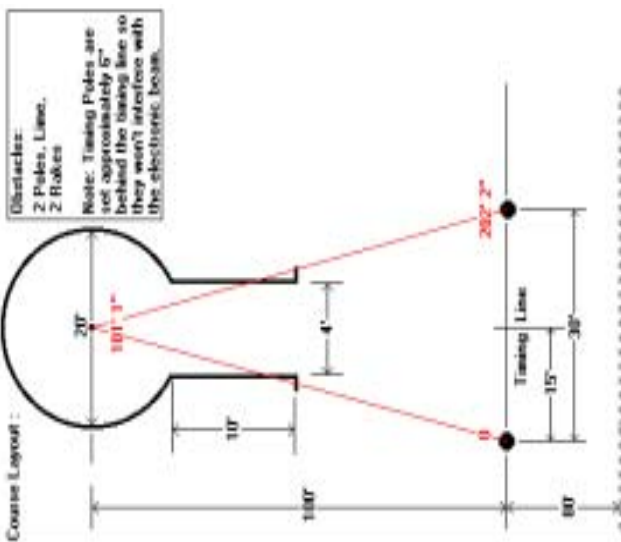
Obstacles:
3 Jumps
3 Poles

Note: Taming Poles are set approximately 6" behind the taming line so they won't interfere with the electronic beam.


Course Layout :



KEYHOLE




POLES 1



POLES 2

Course Layout :



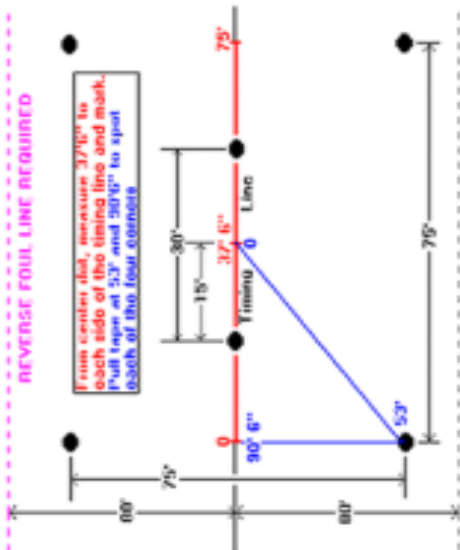
Obstacles:

8 Poles

Note: Timing Poles are set approximately 6" behind the timing line so they won't interfere with the electronic beam.

QUADRANGLE

Course Layout :



Obstacles:

6 Poles

Note: Timing Poles are set approximately 6" behind the timing line so they won't interfere with the electronic beam.

From center dot, measure 31' 6" to each side of the timing line and mark. Pull tape at 53' and 90' to spot each of the four corners

SPEED BALL

Course Layout :

See Appendix A
for Cone Construction

101' 1"

Obstacles:

2 Poles
1 Cone

Note: Timing Poles are set approximately 5" behind the timing line so they won't interfere with the electronic beam.

100'

0

Timing Line

202' 2"

Timing Line

15'

30'

00'

SPEED BARRELS

Course Layout :

Obstacles:

2 Poles
3 Barrels

Note: Timing Poles are set approximately 5" behind the timing line so they won't interfere with the electronic beam.

150'

150' 1"

150'

30'

30'

0

Timing Line

303' 6"

Timing Line

15'

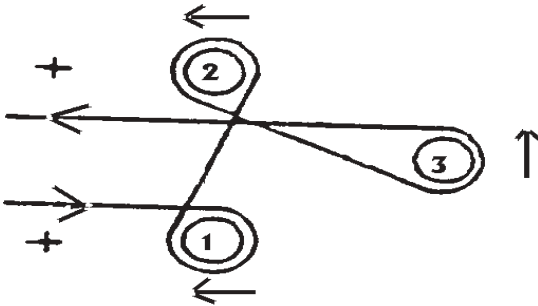
30'

00'

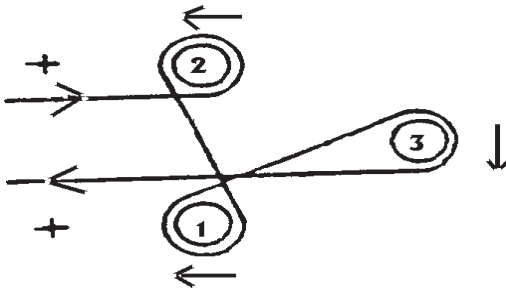
8.4 Course Pattern Diagrams

Barrels

Go through the timing line, go to either barrel # 1 first, making a right turn and then to barrels #2 and #3, making left turns; or to barrel #2 first, making a left turn and then to barrels #1 and #3, making right turns; then return through the timing line.



1 Right turn and 2 Left turns.

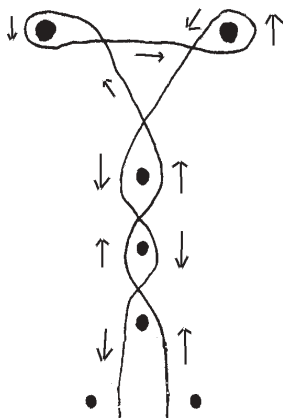


1 Left turn and 2 Right turns.

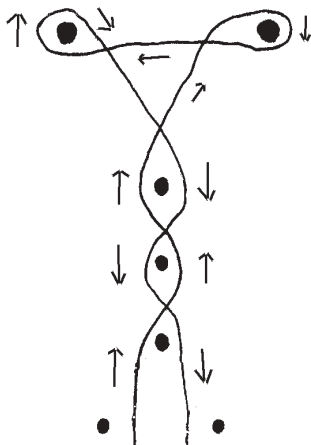
Big T

Go through the timing line, pass the first pole on either the left or the right, pass the next two poles on alternate sides. If the 3rd pole is passed on the right side, proceed to the barrel on your left, making a left turn and then a left turn around the other barrel. The weave back through the three poles on opposite sides to pass through the timing line.

Note: If the first pole is passed on the right side, the two barrels will both be left turns. If the first pole is passed on the left side, the two barrels will both be right turns.



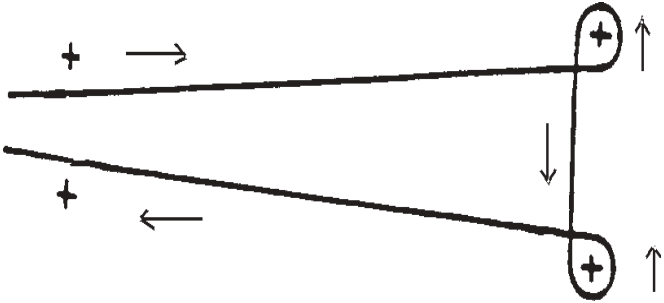
Left turn around each of the two barrels.




Right turn around each of the two barrels.

Birangle

Go through the timing line and run to the inside of either pole. Turn the pole and run to the second pole, turning in the same direction as the first pole. Return to timing line.



Two Left Turns



Two Right Turns

Figure 8 Flag

Start from either end of the course carrying a flag. Go through timing line and go around first barrel in either direction, exchange flags, then go around the second barrel, turning it in the opposite direction. Exchange flags and return to the timing line. The dowel portion of the flag must be in the pail and touching the sand. If the flag has fallen (laid over pail or barrel), but not touched the ground, the rider may recover it and place it in the pail. If the flag touches the ground, the rider is disqualified.

Special penalty: The rider will be disqualified for knocking over a pail, or for using the flag as a club or bat.

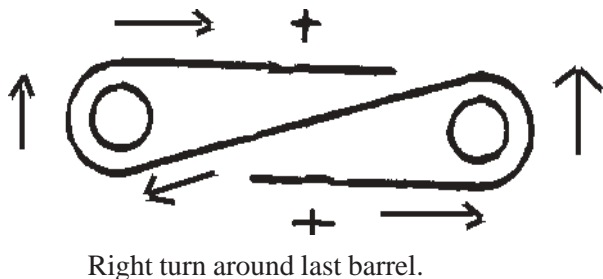
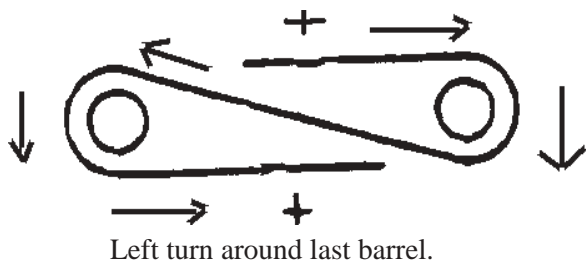
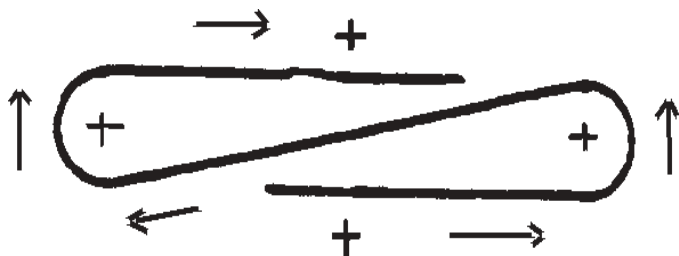
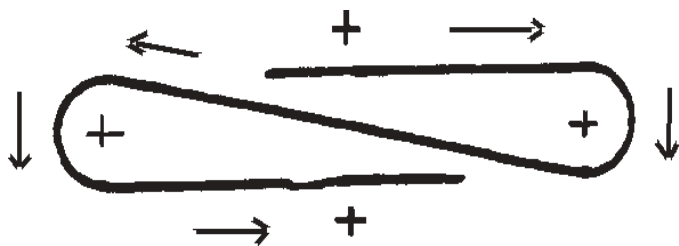


Figure 8 Stake

Start from either end of the course. Go through the timing line to the first pole, go around it in either direction. Go across the timing line to the next pole and go around it in the opposite direction, then return across the timing line.



Left Turn First

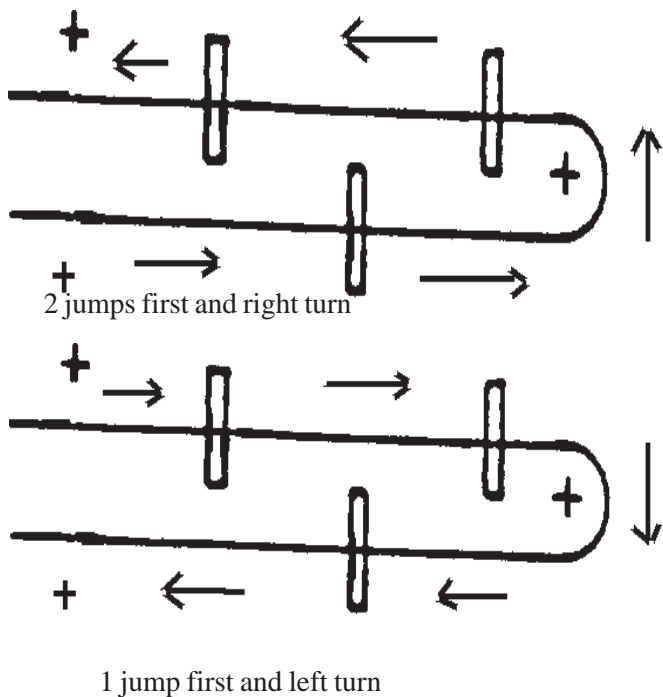


Right Turn First

Hurry Scurry

Go through timing line and either go down left side making two jumps, a right turn around the pole and 1 jump, or go down right side making 1 jump, a left turn around the pole and two jumps, then go back across the timing line.

Special penalty: The rider will be disqualified if all four feet of the horse do not go over each jump and the course is not corrected.

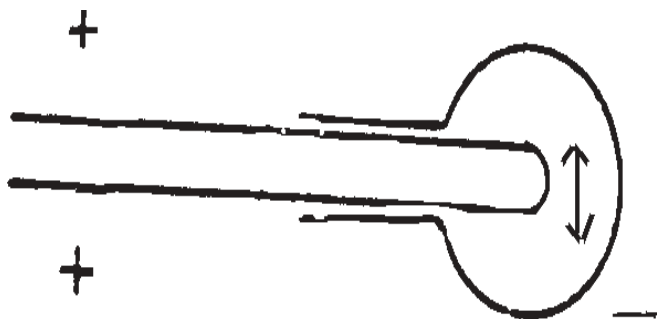


Keyhole

Go through the timing line, run into the circle of the keyhole, turn in either direction, and return through the timing line. All four of the horse's feet must enter the circle.

Special penalty: The rider will be disqualified if the horse's hoof touches the ground on or outside of any portion of the Keyhole (circle or wings).

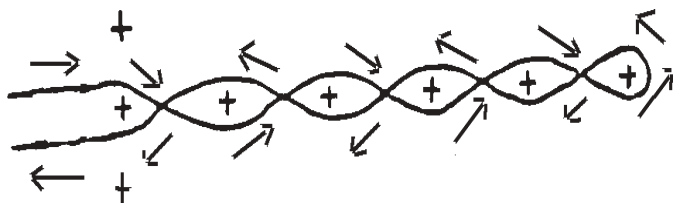
Note: A penalty judge shall be stationed near the Keyhole and shall determine (by viewing hoof prints) the qualification of the ride. Such decision is final. One or more assistants shall be stationed near the Keyhole with rakes and will rake the disturbed area near the Keyhole as needed.



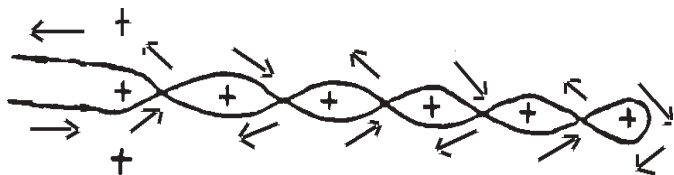
Rider may turn in either direction in the Keyhole.

Pole Bending I

Go through the timing line, pass the first pole on either side, pass the successive poles on alternate sides, turn the last pole and return, passing each pole on alternate sides.



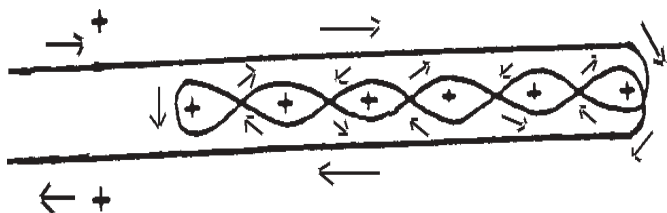
Left turn at last pole



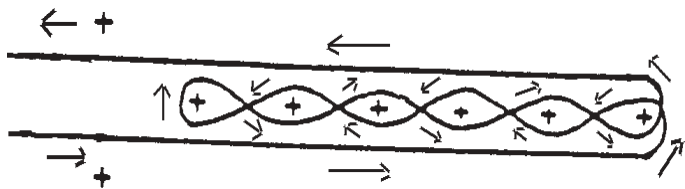
Right turn at last pole

Pole Bending II

Go through starting line, go along either side of the poles to the last pole, turn around last pole, pass successive poles on alternate sides, turn around first pole, continue to pass successive poles on alternate sides, turn around last pole and go along the side of the poles to the timing line.



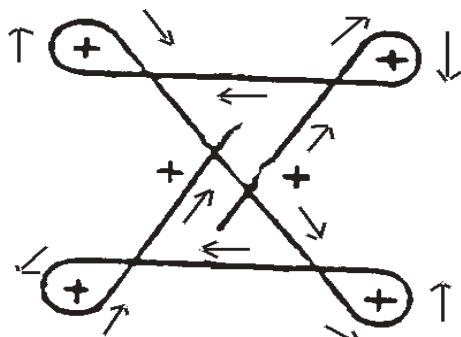
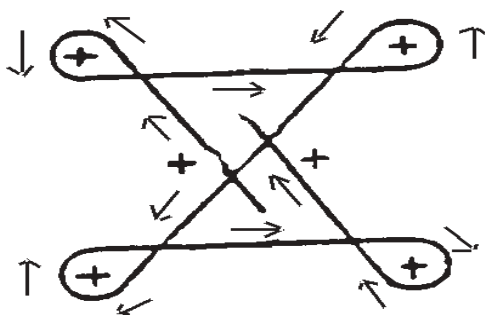
Right turn at last pole



Left turn at last pole

Quadrangle Stake

Starting from either end, go through the timing line, turn the first pole from the inside, turn the second pole in the same direction, cross the timing line and turn the third pole from the inside in the opposite direction as the first two poles, turn the fourth pole in the same direction as the third pole, pass back through the timing line.

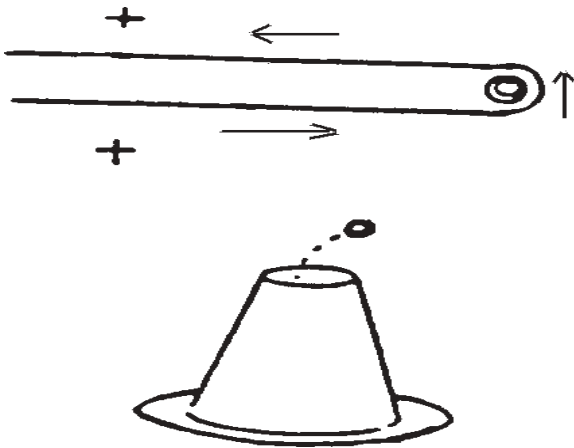


Right turns first

Speed Ball

Go through timing line to cone. Turn the cone in either direction, dropping the golf ball in the cone. Go back through timing line.

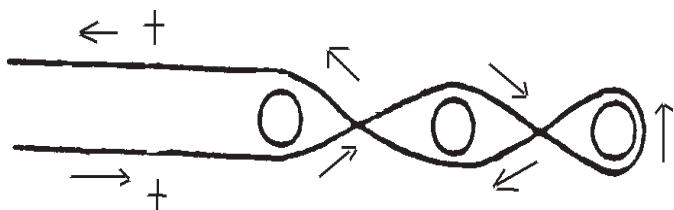
Special penalty: A rider will be disqualified if the golf ball does not go inside the cone or if the cone is knocked over. Any action by the horse or rider that causes the ball to be outside of the cone at the end of the ride shall be a "No Time" ride. The cone shall be set on flat ground with no openings underneath the edges of the cone. If the ball rolls out from under the cone because of uneven ground, this shall be considered an illegal course, and the rider shall be given a reride.



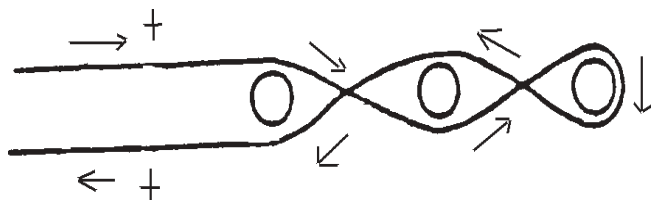
The rider may make a left or right turn around the cone.

Speed Barrels

Go through timing line, pass first barrel on either side, pass the succeeding barrels on alternate sides, turn around last barrel, pass remaining barrels on alternate sides, go through timing line.



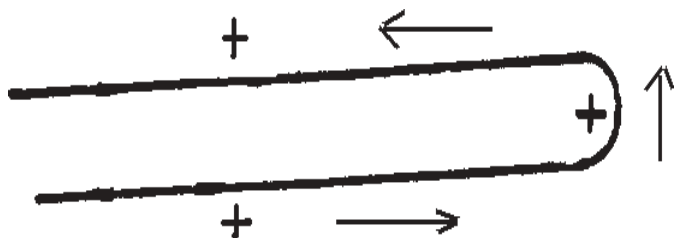
Left turn around end barrel



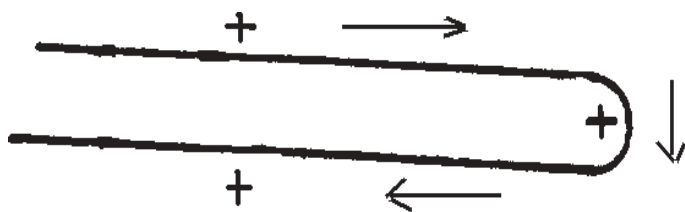
Right turn around end barrel

Single Stake

Go through timing line to pole, turn pole in either direction, return across timing line.



Left turn around pole



Right turn around pole

8.5 Team Events

Riders will be notified when the course is ready. After the last rider completes the course, the team must acknowledge the judge and wait for the judge's signal to leave the arena.

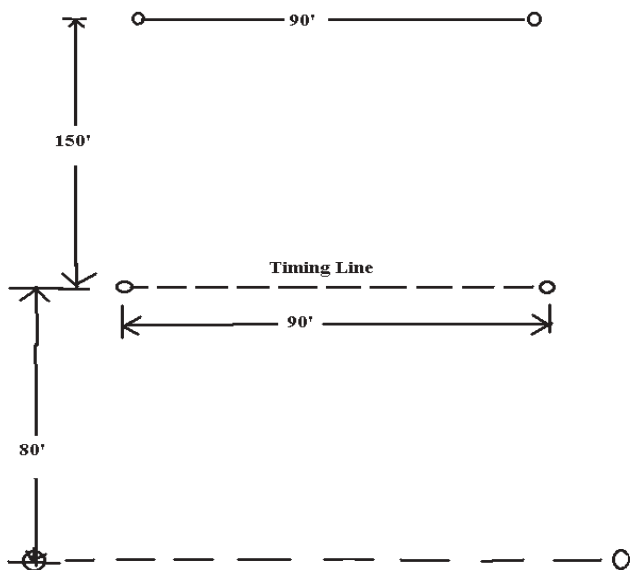
RESCUE RACE

Course Layout:

Obstacles:

4 Poles

Notes: Timing Poles are set approximately 6" behind the timing line so they won't interfere with the electronic beam.

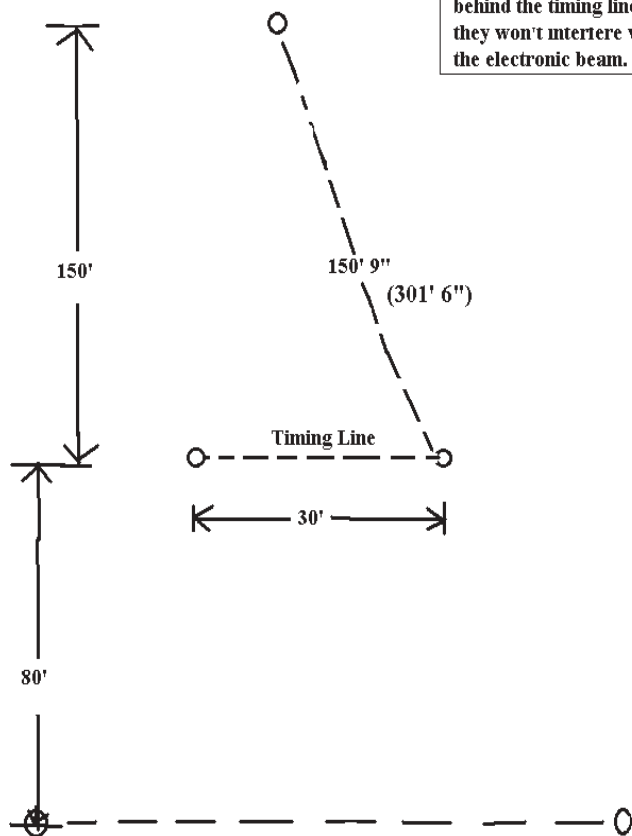


Course pattern: The 'picked up' member of the team takes his/her place behind the foul line. The mounted member of the team goes through the timing line and the foul line, turns in either direction as the 'picked up' partner jumps onto the horse behind the saddle. Both riders then return to the timing line.

Special penalties: The 'pick up' partner must be astride the horse (behind the saddle) before passing the foul line and must remain astride the horse and behind the saddle until the team passes over the timing line or the team will be disqualified. *In the event the 'pickup' partner falls off after crossing the foul line, they may recross the foul line and remount to correct the course.* A rider is considered astride if one knee is on or across the center line of the horse's back and no portion of the rider is touching the ground. A rider may not be the 'picked up' partner on more than one team, or they will be disqualified. Helmets are mandatory for both the rider and the 'picked up' partner. **Participants in Rescue Race must be at least 12 years of age as of January 1st of the current year.**

RIBBON RACE

Course Layout:



Obstacles:

3 Poles
Ribbons

Notes: Timing Poles are set approximately 6" behind the timing line so they won't interfere with the electronic beam.

Course pattern: A piece of crepe paper (4' long and 1 1/2" to 4" wide) is held between two riders as they cross the timing line, run to the pole, circle it in either direction and return to the timing line, still retaining their hold on the ribbon without breaking it or letting go of it.

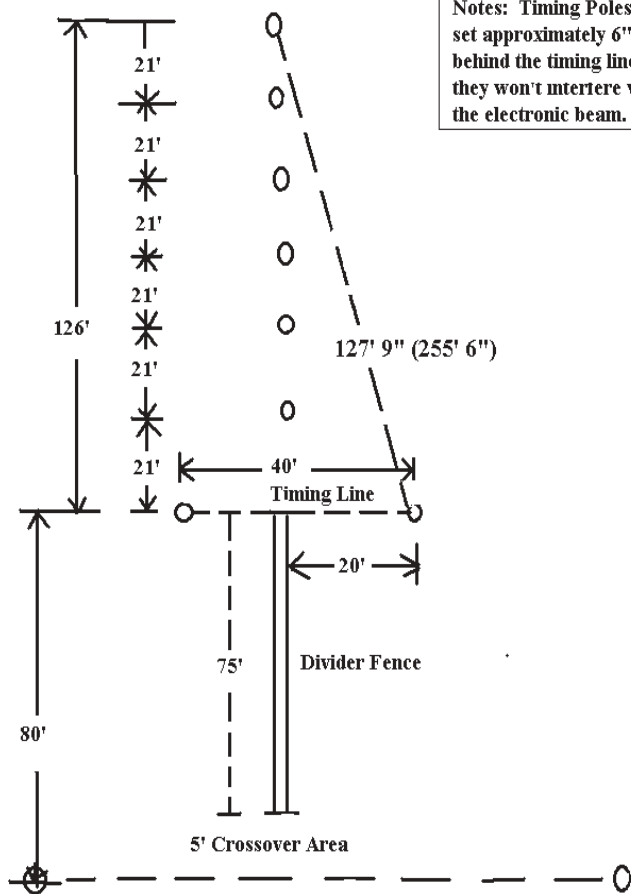
Special penalties: The team shall be disqualified for dropping either end of the ribbon while on course, breaking the ribbon while on course, or holding or locking hands while on course.

Note: A fresh ribbon must be given to each team. All ribbons shall be of the same width. Time begins when the first part of either horse crosses the timing line and ends when the last part of the last horse crosses the timing line.

POLES II RELAY

(2 or 5 person)

Course Layout:



Course pattern: To be run in accordance with rules set up for Pole Bending II, except that the riders must stay on opposite side of divider fence from where they started.

Special penalties: More than one horse on course at the same time shall result in a disqualification.

Notes:

1. A safety fence shall be placed between the riders who have finished the course and those who have not started it.
2. All riders on a team must start the course from the same side.

SPEED BALL RELAY

(2 or 5 person)

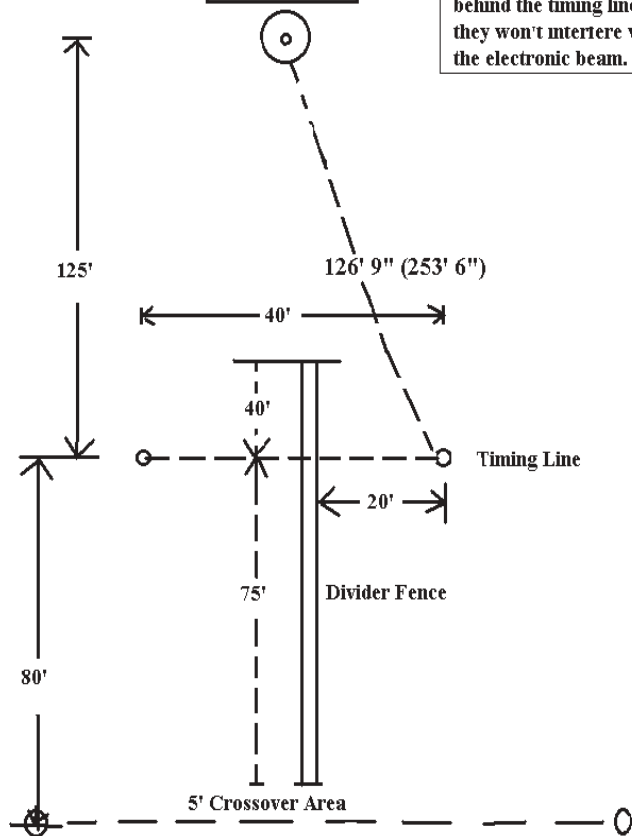
Course Layout:

See Appendix A
for cone
construction

Obstacles:

2 Poles, 1 Cone,
5 Golf Balls, Divider

Notes: Timing Poles are
set approximately 6"
behind the timing line so
they won't interfere with
the electronic beam.



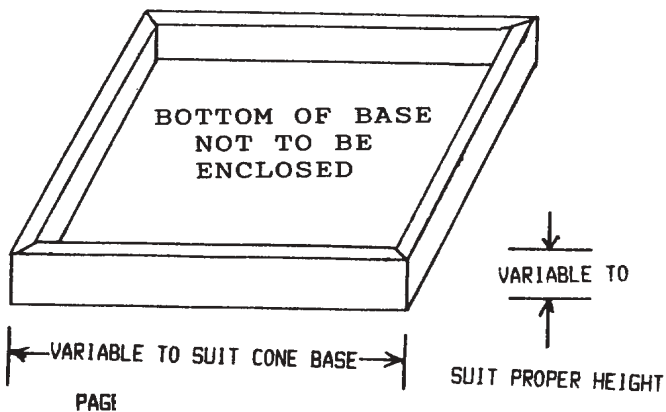
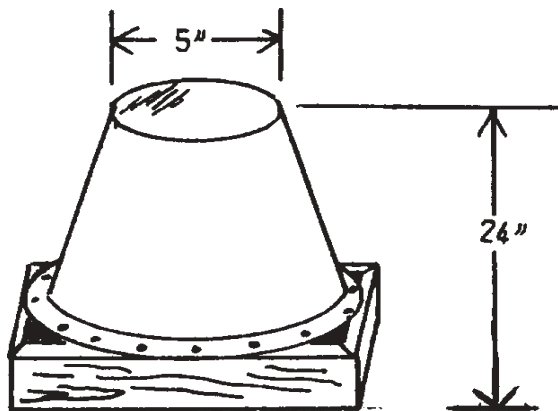
Course pattern: To be run the same as the rules for Speed Ball, except that there are two or 5 persons on a team. All riders must start on one side of the divider fence and finish on the opposite side of the divider fence. The riders must stay on opposite side of divider fence from where they started. The winner is the team with the most golf balls in the cone with the fastest time. A team shall be disqualified for the following:

1. More than one rider on course.
2. If any member of the team knocks over the cone.

Section 9 **Protests**

- a. Written protests, accompanied with a fee of \$25.00 cash must be submitted to the horse show secretary within 30 minutes after completion of the protested event.
- b. Approved protests will result in a refund of the \$25.00 fee. Fees from unapproved protests will be directed to the CGA general fund.
- c. A copy of the written protest shall be forwarded to the CGA Gymkhana Rules Committee. All protests will be reviewed by this committee with the intention of eliminating ambiguities that might exist in the rule book.
- d. Under NO circumstances can a judge's ruling be overruled by show management.

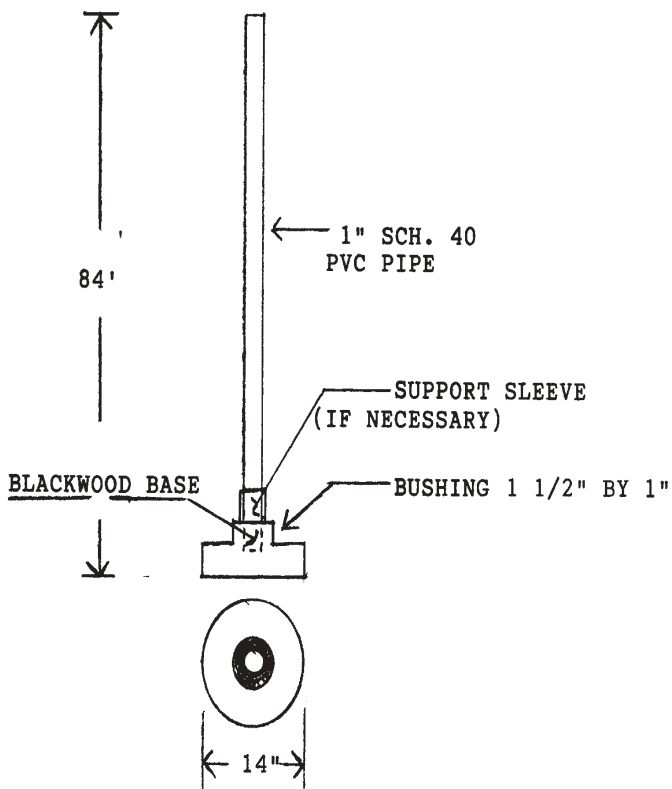
Appendix A Construction of Cone for Speed Ball



PAGE

Appendix B Construction of Poles for Pole Bending

Note: "Blackwood" is a brand name. The base must be solid rubber. The top 6" must be painted a contrasting color.

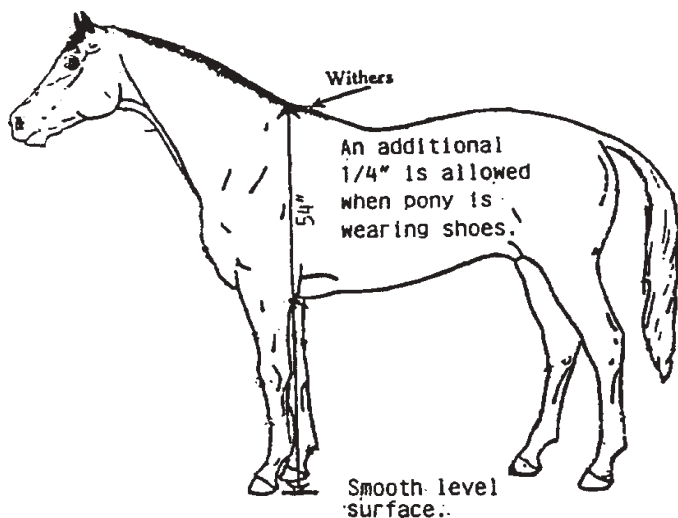


Appendix C Construction of Hurry Scurry Jumps

1 1/2 inch scedule 40 white pvc pipe: each length 5 feet long: each length covered with standard plumber's foam insulation: and the insulation then covered with white duct tape. The center support shall be made of extruded polyethelyne 4 - 4 1/2" thick, 16" wide and 16" high. This is accomplished by gluing two pieces of foam together. A notch is cut that is 3 1/2" deep x 4" wide in the center of the foam to support the pvc poles. The outer end of the poles will be supported by standard white plastic "Blok's".

Appendix D Pony Measurement

Stand pony on a smooth, level surface in such a position that the front legs and back legs are vertical. The head of the pony should be in a natural position, similar to the picture below and, the pony's poll shall not be below the withers. With the pony in this position, measure the vertical distance from the highest point of the withers to the ground. The arm of the measuring standard shall be placed over the highest point of the withers and no measurement taken at any other part of the pony's body shall count. The standard must be straight, stiff, and should be provided with a plum bob or spirit level to make sure the standard is perpendicular from withers to the ground and that the cross piece is parallel with the ground surface.



Bolado Park State Show Records

Horses

<i>Event</i>	<i>Rider</i>	<i>Date</i>	<i>Time</i>
BAR	Margo Abatti/Doc	1993	17.740
BR	Lea DeMontigny/Galbraiths No Doc	1996	13.032
F8F	Margo Abatti/Doc	1993	10.652
F8S	Makayla Foster/Aftershock	2006	10.333
HS	Sierra Shaw/Cowboy Boogies	2005	9.117
KH	Sierrah Madrigsl/Bubba	2014	6.922
P1	Mitch Honig/Mr Mac	1982	9.060
P2	Mariah deMontigny/Bar de Pavo	2007	19.981
QR	Makayla Foster/Aftershock	2003	18.216
SBL	Jennifer Brown/Front Page Gem	2003	6.984
SBR	Monique Fimbres/Pass-N-Fuel	2003	9.232
SSR	Margo Abatti/Doc	1993	8.839
BT	Makayla Foster/Aftershock	2002	13.753

Ponies

<i>Event</i>	<i>Rider</i>	<i>Date</i>	<i>Time</i>
BAR	Cindy Duncan/Flicka	1983	18.080
BR	Stephanie Langdon/Dapper Dew Right	2007	13.482
F8F	Kristel Vaughn/Dusty Sue	1991	10.780
F8S	Avielle Lehman/Suncrest Hello Dolly	2013	10.652
HS	Avielle Lehman/Suncrest Hello Dolly	2012	9.438
KH	Stephanie Langdon/Dapper Dew Right	2002	6.933
P1	Stephanie Langdon/Missy	1996	9.110
P2	Stephanie Langdon/Dapper Dew Right	1999	20.620
QR	Stephanie Langdon/Dapper Dew Right	2007	18.727
SBL	Avielle Lehman/Suncrest Hello Dolly	2013	7.138
SBR	Avielle Lehman/Suncrest Hello Dolly	2013	9.652
SSR	Avielle Lehman/Suncrest Hello Dolly	2013	9.300
BT	Roquel Merrick/Fanci	2010	13.921

Bolado Park State Show Records

Team Events

1981 Rescue Race	9.580	Richard Haley/Joker Ben Valdez
1990 Ribbon Race	9.330	Denise Knight/Dunny Lisa Weniger/Bob Lee Reed
1994 2-Person Poles II	43.407	Megan Freeman/Shy Girl David Stokes/Revelation
1992 2-Person Speed Ball	17.009	Lea deMontigny/ Galbraiths No Doc Michele Curry/ Pepa Lynx Anne
2011 5-Person Speed Ball	49.643	Kasey Stevens/Decco MegaPep Jeannette Stewart/Turbo Jennifer Braswell/Gus Morgan Cook/Nitro Anna Rose/Lil Brat

All Time State Show Records

Horses

<i>Event</i>	<i>Rider</i>	<i>Date</i>	<i>Time</i>
BAR	Joyce Jackson/Trent Tivio	1984	17.200
BR	Jeff Taggart/Pee Wee	1984	12.910
F8F	Jeff Taggart/Renee	1984	10.620
F8S	Toni Johnson/Casino	1984	10.270
HS	Sierra Shaw/Cowboy Boogie	2005	9.117
KH	Missy DePasse/Butter Scott	1987	6.780
P1	Mitch Honig/Mr Mac	1982	9.060
P2	Mariah deMontigny/Bar de Pavo	2007	19.981
QR	Makayla Foster/Aftershock	2003	18.216
SBL	GiGi Ward/Pee Wee	1978	6.820
SBR	Missy DePasse/Butter Scott	1987	9.080
SSR	GiGi Ward/Pee Wee	1979	8.740
BT	Makayla Foster/Aftershock	2002	13.753

Ponies

<i>Event</i>	<i>Rider</i>	<i>Date</i>	<i>Time</i>
BAR	Cindy Duncan/Flicka	1983	18.080
BR	Stephanie Langdon/Dapper Dew Right	2007	13.482
F8F	Kristel Vaughn/Dusty Sue	1991	10.780
F8S	Avielle Lehman/Suncrest Hello Dolly	2013	10.652
HS	Avielle Lehman/Suncrest Hello Dolly	2012	9.438
KH	Stephanie Langdon/Dapper Dew Right	2002	6.933
P1	Tracy Riley/Benji	1980	8.930
P2	Jenell Decker/Rainbow	1987	20.130
QR	Stephanie Langdon/Dapper Dew Right	2007	18.727
SBL	Avielle Lehman/Suncrest Hello Dolly	2013	7.138
SBR	Avielle Lehman/Suncrest Hello Dolly	2013	9.652
SSR	Avielle Lehman/Suncrest Hello Dolly	2008	9.300
BT	Roquel Merrick/Fanci	2010	13.921

All Time State Show Records

Team Events

1981 Rescue Race	9.580	Richard Haley/Joker Ben Valdez
1990 Ribbon Race	9.330	Denise Knight/Dunny Lisa Weniger/Bob Lee Reed
1994 2-Person Poles II	43.407	Megan Freeman/Shy Girl David Stokes/Revelation
1984 5-Person Poles II *	153.565	Jennifer Bowler/Black Baby Jenell Decker/Rainbow Julie Robson/Cindy Gail Robson/Shotgun Kathy Burright/Starfire Britches
1992 2-Person Speed Ball	17.009	Lea deMontigny/ Galbraiths No Doc Michele Curry/ Pepa Lynx Anne
2011 5-Person Speed Ball	49.643	Kasey Stevens/Decco MegaPep Jeannette Stewart/Turbo Jennifer Braswell/Gus Morgan Cook/Nitro Anna Rose/Lil Brat

* Event is no longer run.

